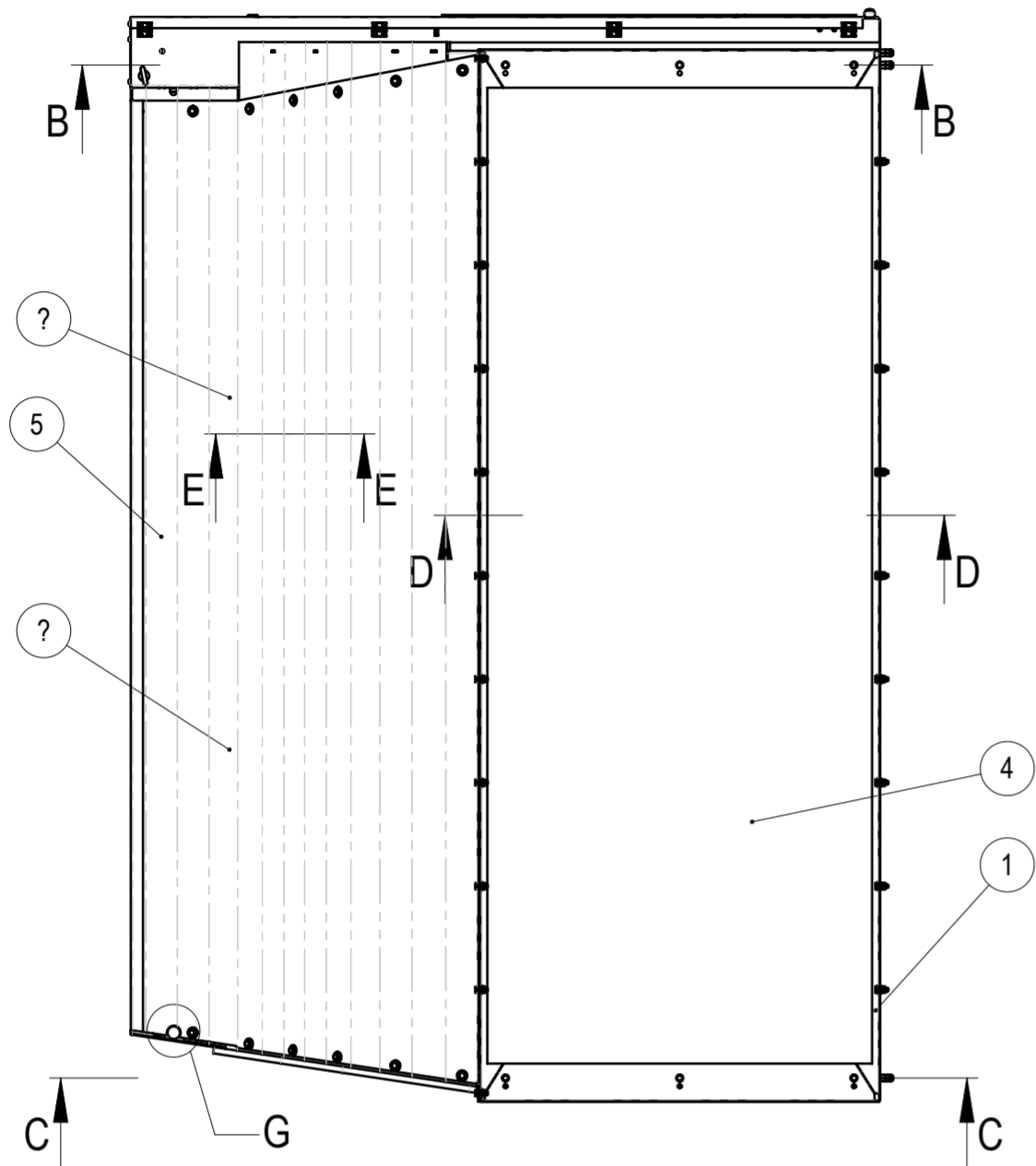


Refer to drawing 105-21203-00 for anchors of glass fixing profiles

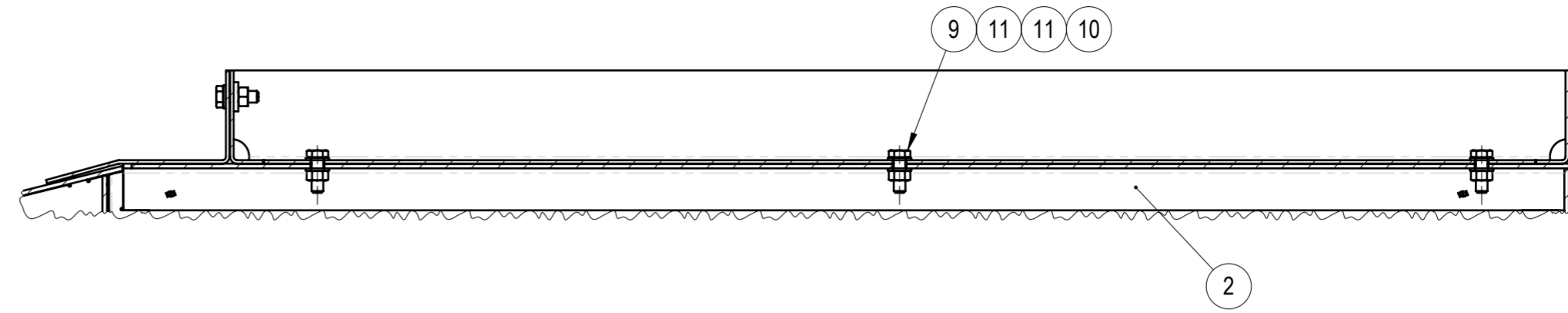
Use Loctite 243 threadlocker for all metric fasteners

| NO. | PART NO | DESCRIPTION | MATERIAL | PROCESSING | REVISION | WEIGHT | QTY |
|-----|--------------------------------|--|-------------------------------|------------|----------|--------|-----|
| 1 | 105-21001-00 | Roof Frame | - | WLD HDG | | 35.54 | 1 |
| 2 | 105-21100-00 | Door Assembly | - | ASY | | 457.26 | 1 |
| 3 | 105-21200-00 | Right Side | - | ASY | | 365.10 | 1 |
| 4 | 105-21000-01 | Roof | Plywood Riga Form (laminated) | CND | | 27.26 | 1 |
| 5 | 105-21000-02 | Step bent plate | DX51+Z275 | LCB | | 90.38 | 1 |
| 6 | Loctite 243 | Threadlocking adhesive medium strength 5ml | - | COTS | | 0.00 | 1 |
| 7 | Wuerth-059832140-D40 (1,0-2,0) | Round plug GPN 320 GL | LDPE (black) | COTS | | 0.01 | 1 |
| 8 | DIN7349 M10 | Thick washer | HDG-HV200 | COTS | | 0.01 | 20 |
| 9 | ISO4017 (DIN933) M10x30 | Hex bolt | HDG-8.8 | COTS | | 0.03 | 26 |
| 10 | ISO4032 (DIN934) M10 | Hex nut | HDG-8 | COTS | | 0.01 | 26 |
| 11 | ISO7089 (DIN125) M10 | Plain Washer | HDG-HV200 | COTS | | 0.00 | 32 |
| 12 | Wood screw d5x20 | SPAX Flange head Cross Z2 | EZn | COTS | | 0.00 | 26 |

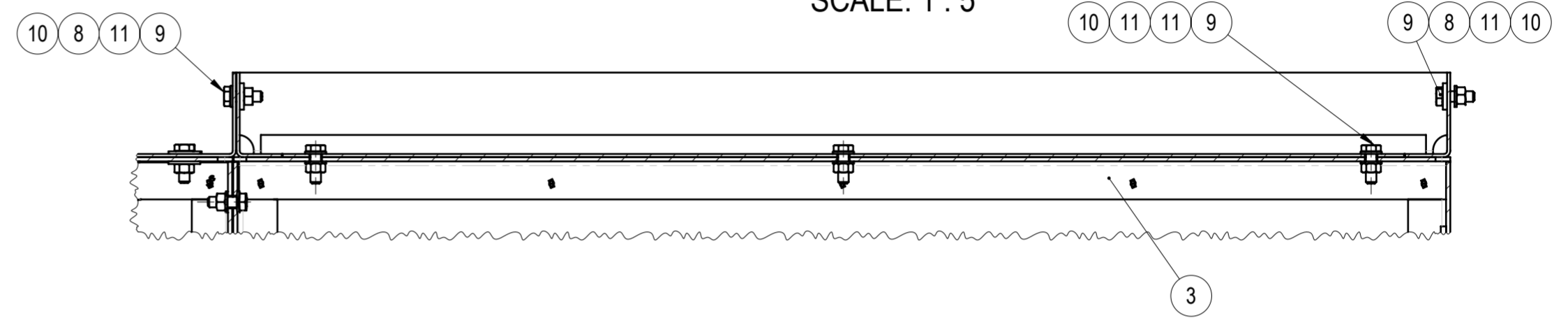
| | | | | | | | |
|--|--|-----------------------|-------------|------------------------------|--------------|------------|--|
| | | MATERIAL | WEIGHT | DEBURR AND BREAK SHARP EDGES | REVISION | DATE | |
| | | - | 977.031 Kg | DO NOT SCALE DRAWING | | 14.05.2025 | |
| Designed by M. Supols Drawn by D. Dislers Technical ref. | | SURFACE PROTECTION | MACHINING | THERMAL CUTTING | WELDING | SCALE | |
| | | - | ISO 2768 mK | ISO 9013 221 | ISO 13920 BF | 1:20 | |
| | | PART NO. 105-21000-00 | | | | | |
| | | DESCRIPTION Exit Zone | | | | SHEET 1/2 | |



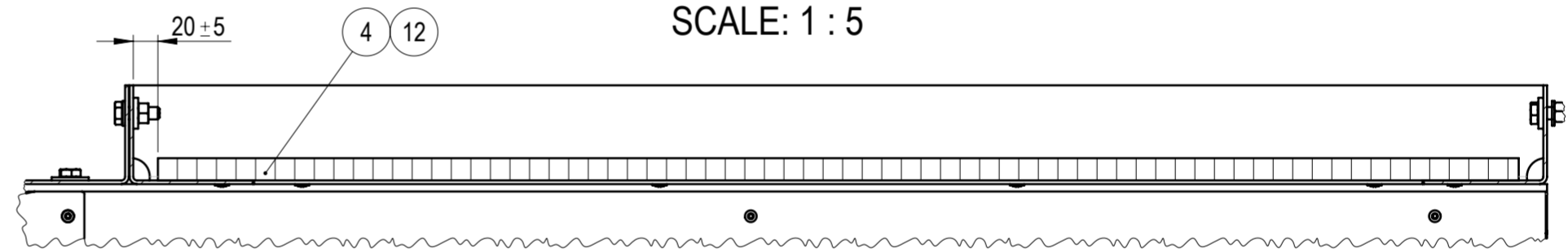
B-B
SCALE: 1 : 5



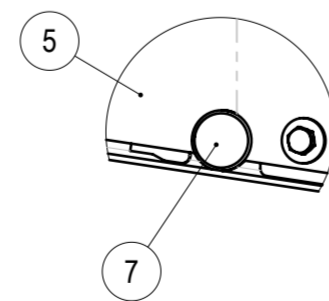
C-C
SCALE: 1 : 5



D-D
SCALE: 1 : 5



G
SCALE: 1 : 5



| | | | | | |
|--------------------------------------|--------------------|-------------|------------------------------|--------------|------------|
| WEMPS ENGINEERING SERVICES | MATERIAL | WEIGHT | DEBURR AND BREAK SHARP EDGES | REVISION | DATE |
| | - | 977.031 Kg | DO NOT SCALE DRAWING | | 14.05.2025 |
| | SURFACE PROTECTION | MACHINING | THERMAL CUTTING | WELDING | SCALE |
| | - | ISO 2768 mK | ISO 9013 221 | ISO 13920 BF | 1:20 |
| | NAME | SIGNATURE | PART NO. | 105-21000-00 | |
| Designed by | M. Supols | | | ⊕ | |
| Drawn by | D. Dislers | | DESCRIPTION | Exit Zone | |
| Technical ref. | | | | SHEET 2/2 | |